

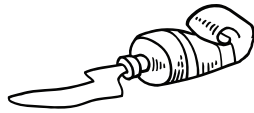
Ingredients:

Baking Soda
Corn Starch
Corn Syrup
Cream of Tartar
Flour
Food Coloring
Kool-Aid
Oil
Salt
White Vinegar



Finger Paints

1/2 cup cornstarch
2 cups water
Food coloring




Mix cornstarch and water in a saucepan and boil until mixture thickens. Allow to cool. Divide into different bowls and add food coloring. You may add food coloring prior to boiling, if you're making a big batch of one color. Store in airtight containers such as empty baby food jars.

In a Pinch?

Squeeze some corn syrup into muffin tins or small bowls. Add food coloring. This will dry sticky, but kids love it.

Homemade Slime

6 level tbsp cornstarch
1/4 cup water
Food coloring



Combine water with a few drops of food coloring. Add cornstarch until the mixture seems dry, but slightly tacky when you touch it. Add water if it's too thick and cornstarch if it's too thin. This recipe makes about a fist full of slime.

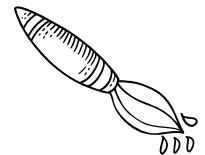
Homemade Playdough

1 cup white flour
1/2 cup salt
2 tablespoons cream of tartar
1 tablespoon oil
1 cup water
Food coloring or Kool-Aid

Mix flour, salt, cream of tartar oil and Kool-Aid (if using) in a saucepan. Add water and mix well. Stir over low heat for a few minutes until the dough starts to clump and resemble playdough. Remove the dough from the pan and knead. Add a few drops of food coloring (if using) until the desired color is reached. For multiple colors, divide the white dough and add a different color to each clump. Store in an airtight container or ziploc bag.

Watercolor Paints

4 tbsp baking soda
2 tbsp white vinegar
1/2 tsp light corn syrup
2 tbsp cornstarch
Food coloring



Mix baking soda and vinegar until the fizzing stops. Add corn syrup and cornstarch. Mix until it has a uniform consistency (it will be crumbly). Divide into a mini muffin tin, styrofoam egg carton or plastic candy mold. Add about 10 drops of food coloring. Mix red and yellow for orange, red and blue for purple, and so forth. Smash the color into the paste (this will be a little bit tedious) with a popsicle stick, knife or coffee stirrer. Eventually the paints will set to have a wet film on top. Let sit for several hours or overnight before using.

In a Pinch?



Mix a packet of Kool Aid with just enough water to allow it to dissolve. This paint smells like fruit.